



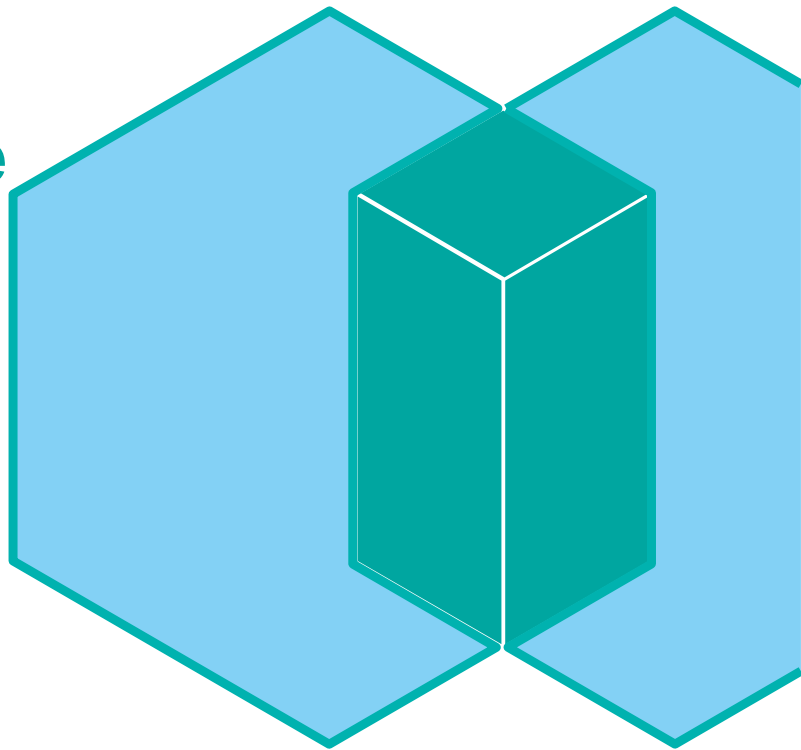
Deep-dive on Spectrum Scale Reliability, Availability and Serviceability improvements

Mathias Dietz

Spectrum Scale RAS Architect

IBM Research and Development
in Kelsterbach/Frankfurt, Germany

mdietz@de.ibm.com



NETWORK RESILIENCY

Network Resiliency

Typical Problem:

Random nodes get expelled from the cluster

- Network Communication between some cluster nodes is blocked by a firewall
- Network is instable/high packet loss

Spectrum Scale requires:

- Any-to-any node communication in the cluster !
- Stable network connectivity without packet loss
- **But why ?**

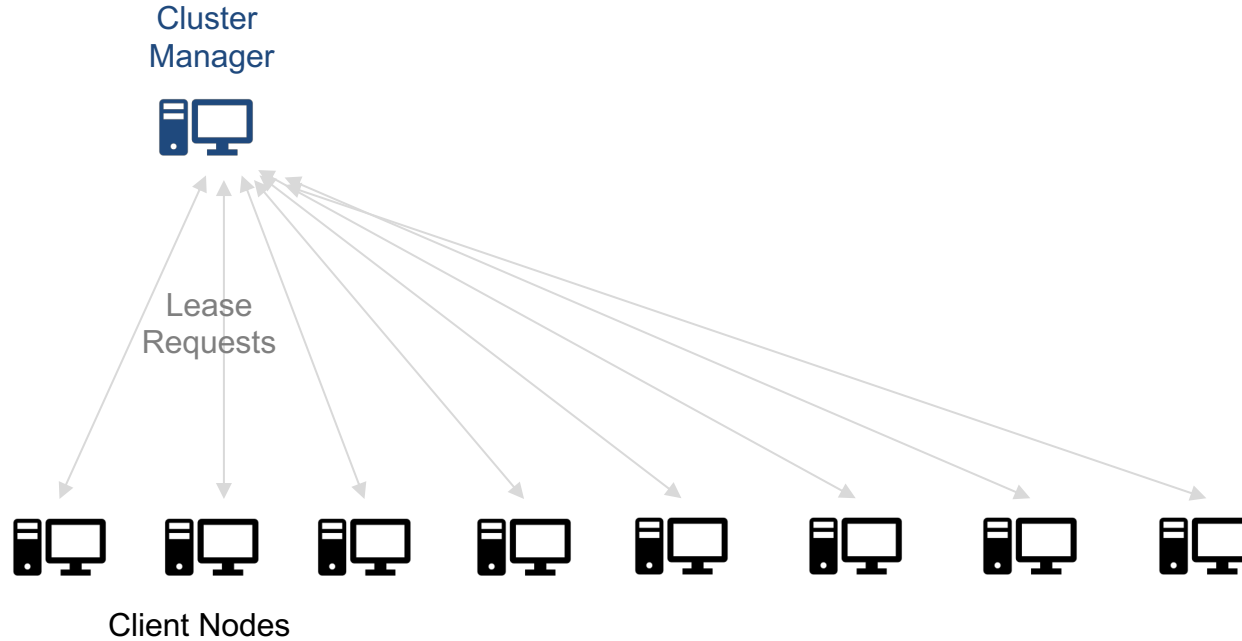
Spectrum Scale Network Communication

Cluster
Manager

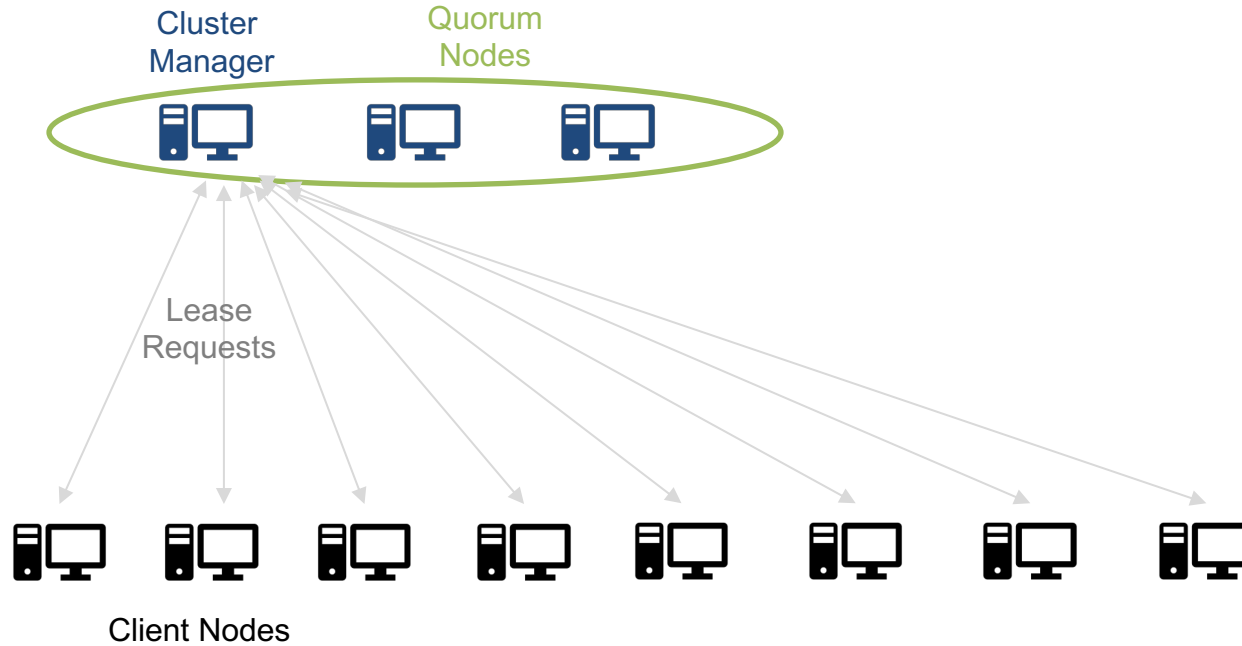


Client Nodes

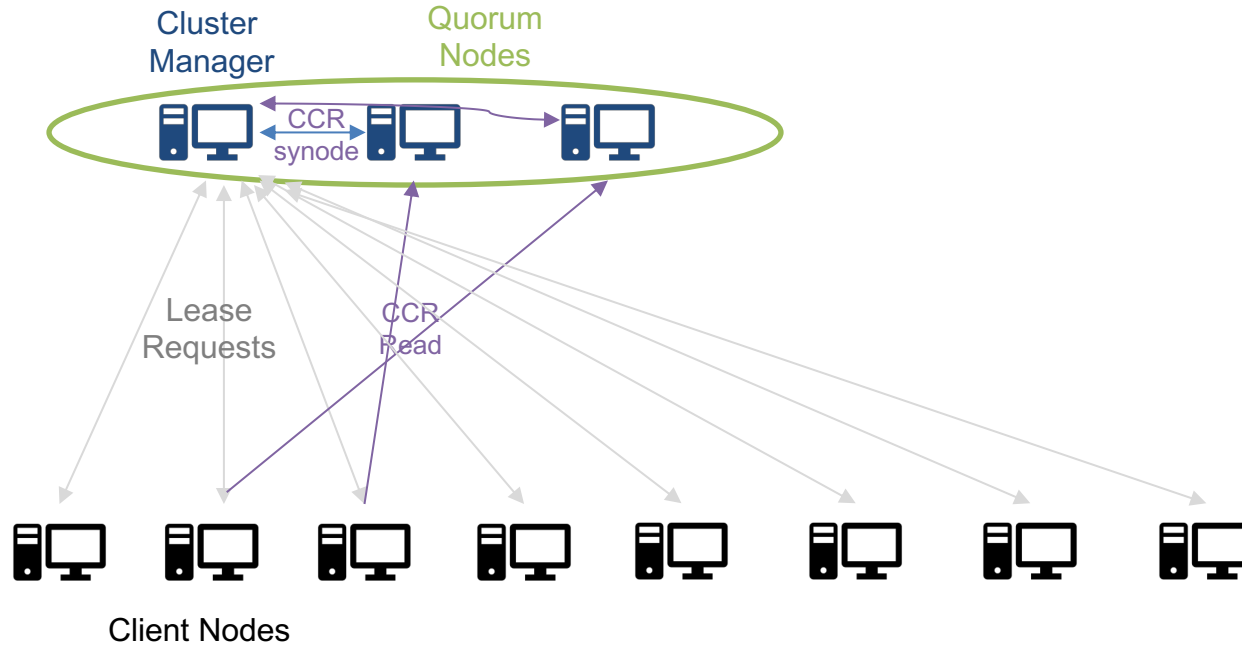
Spectrum Scale Network Communication



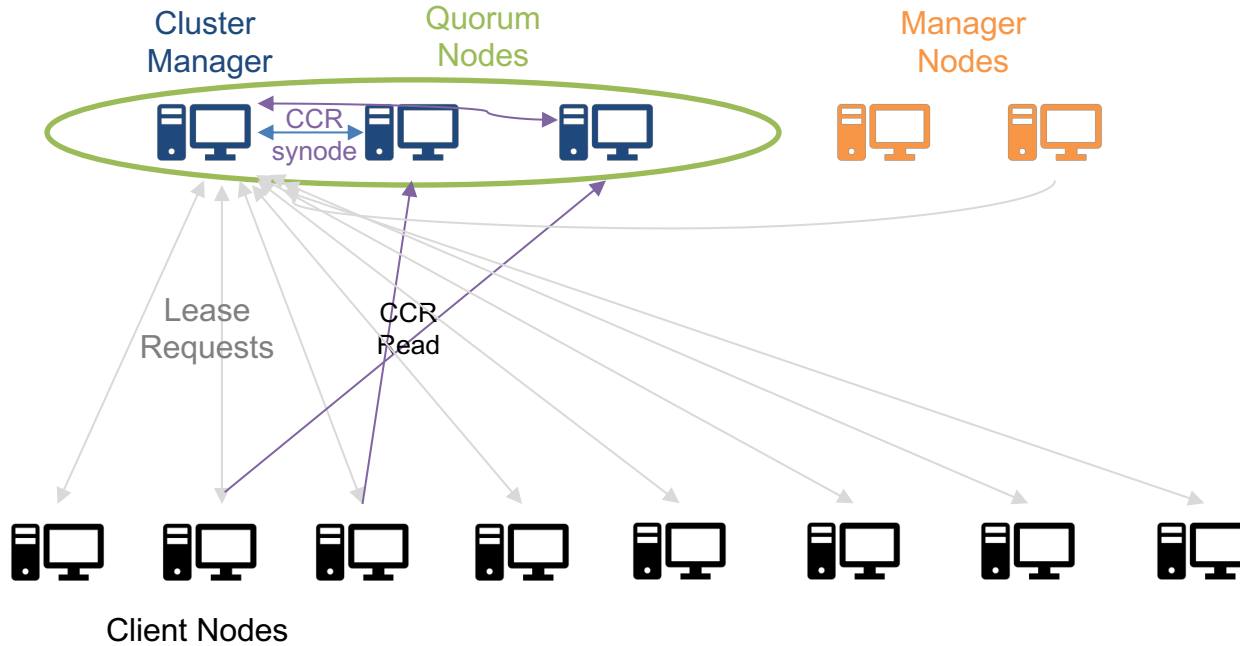
Spectrum Scale Network Communication



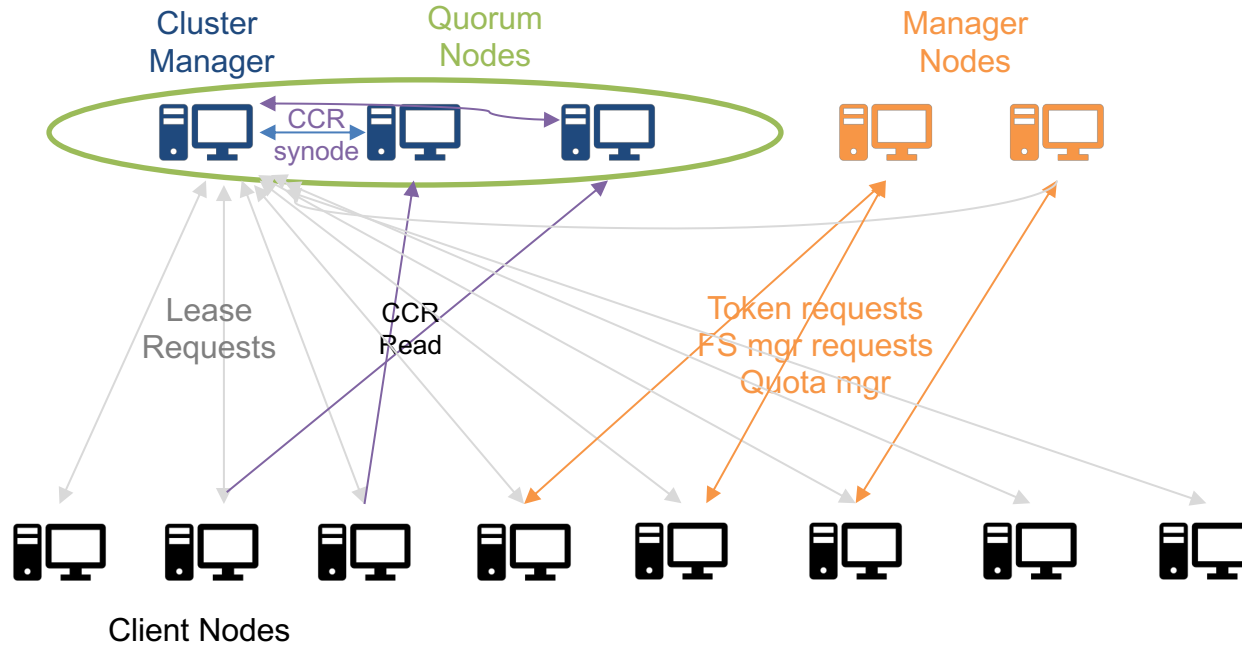
Spectrum Scale Network Communication



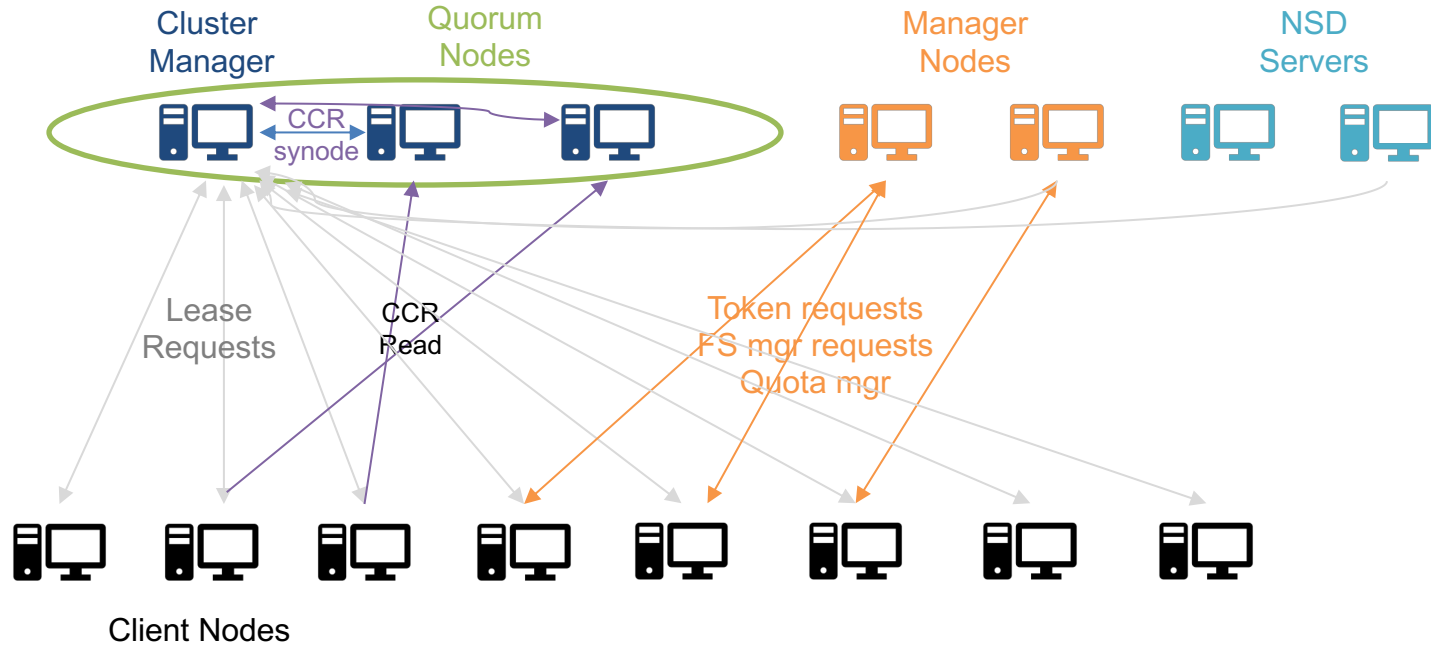
Spectrum Scale Network Communication



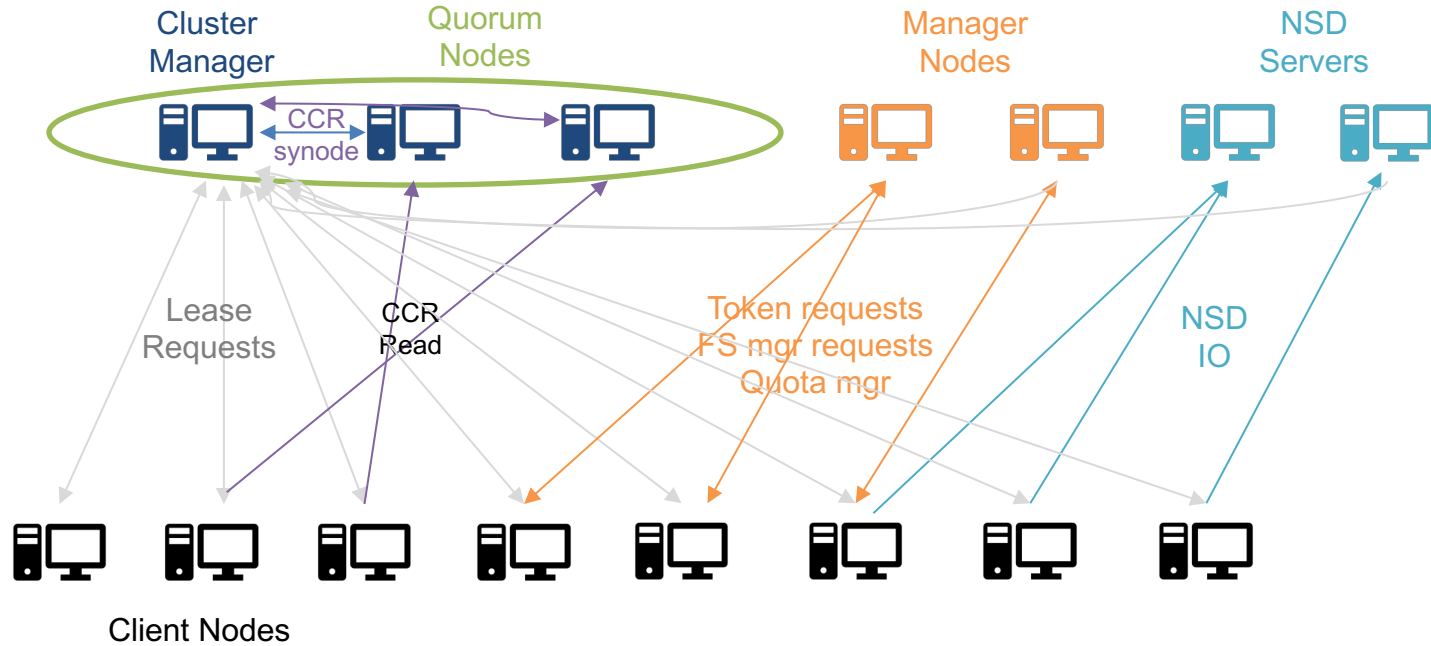
Spectrum Scale Network Communication



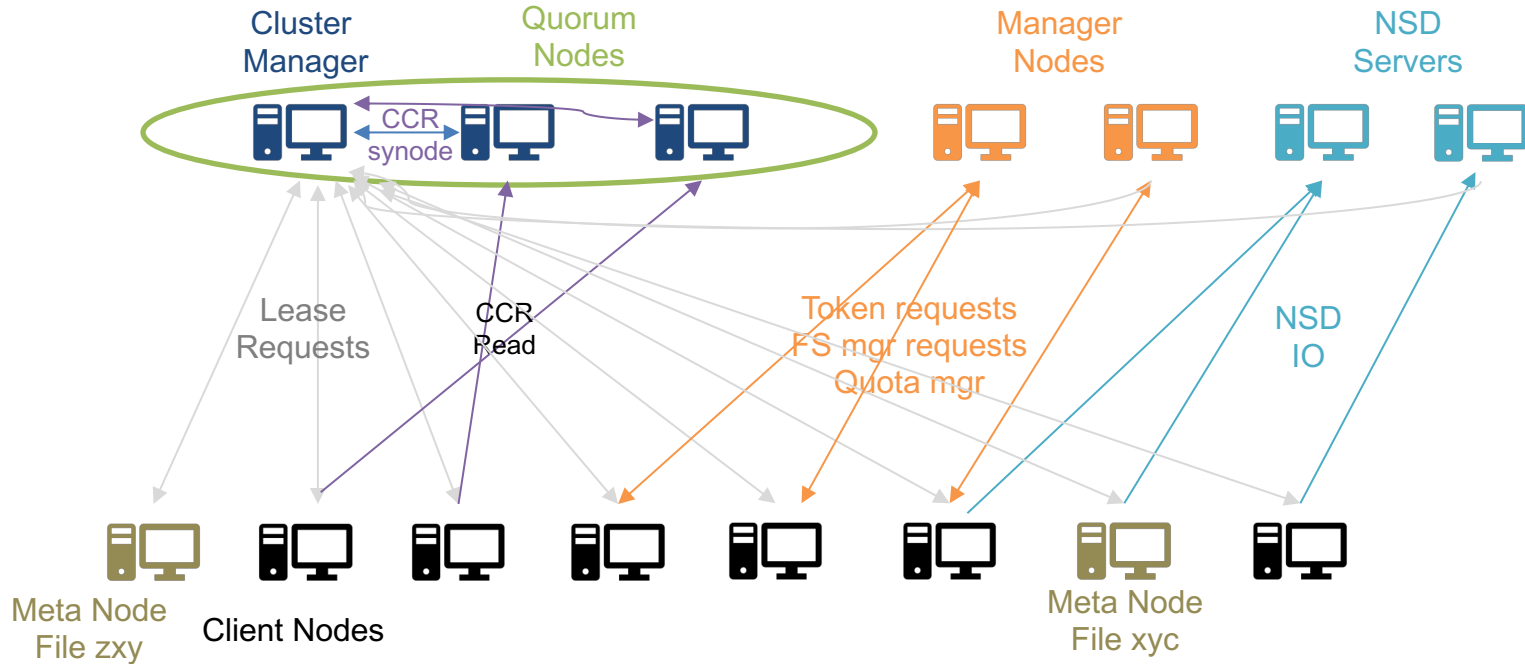
Spectrum Scale Network Communication



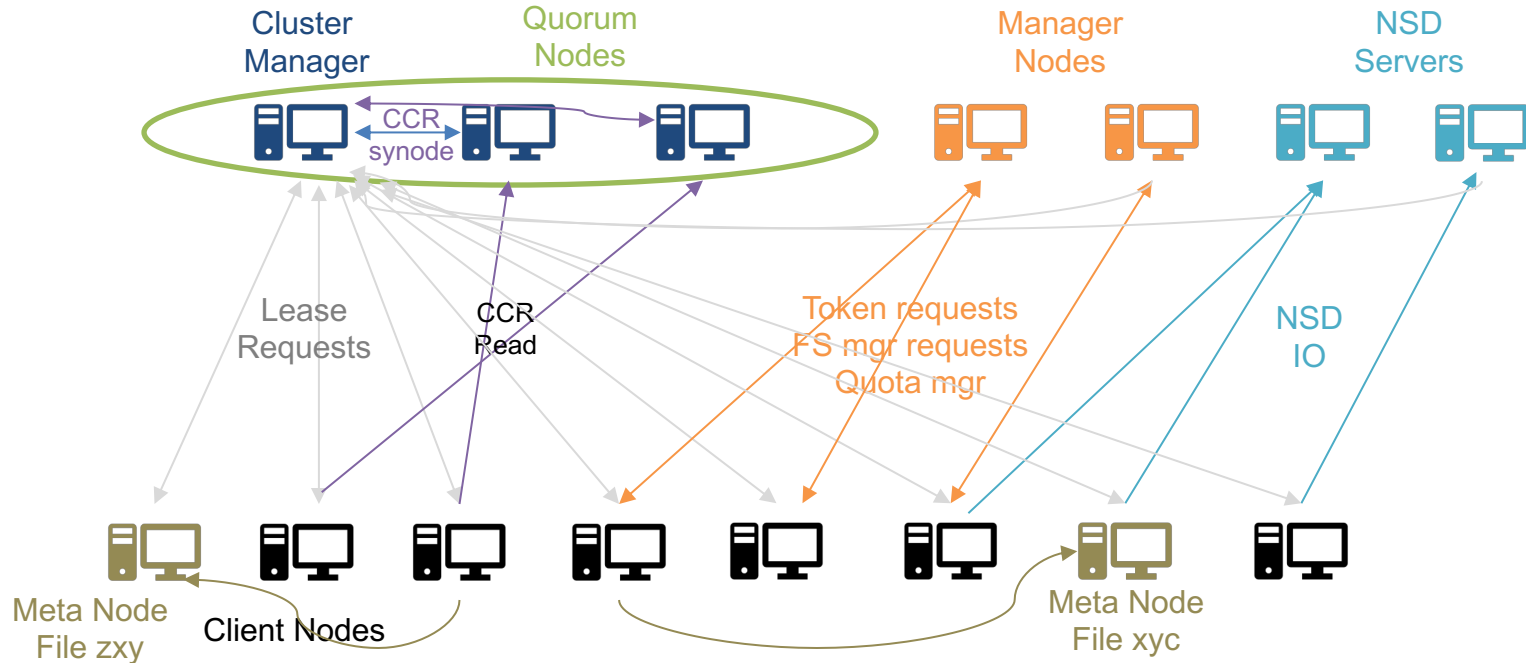
Spectrum Scale Network Communication



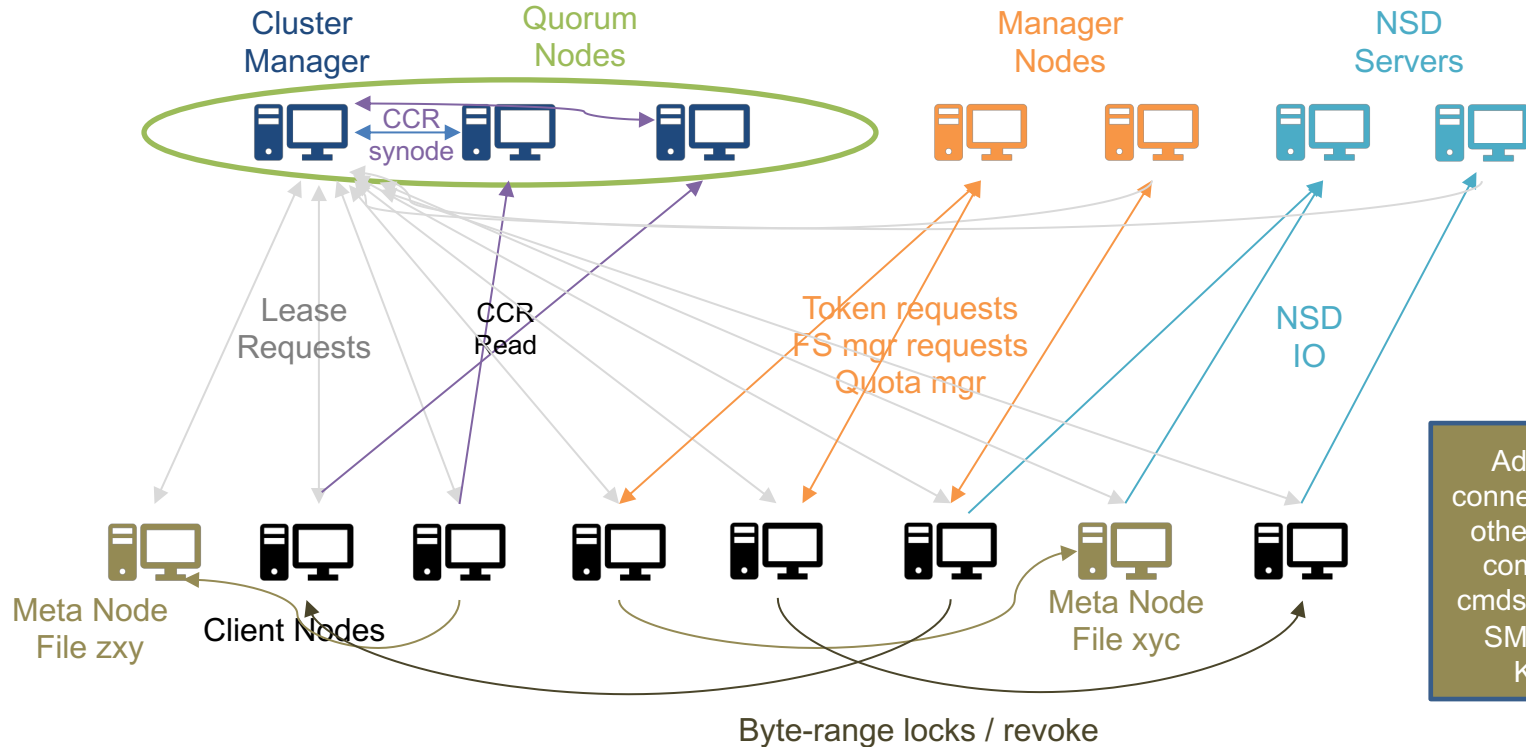
Spectrum Scale Network Communication



Spectrum Scale Network Communication



Spectrum Scale Network Communication



Blocked network communication between two nodes = expel

- If node cannot talk to Cluster Manager (CM), then node will be expelled
- If node A cannot talk to node B but both can talk to the Cluster Manager, then the CM will decide which node to expel (A or B):
 1. quorum nodes over non-quorum nodes
 2. local nodes over remote nodes
 3. manager-capable nodes over non-manager-capable nodes
 4. nodes managing more FSs over nodes managing fewer FSs
 5. NSD server over non-NSD server
 6. Otherwise, expel whoever joined the cluster more recently.
 - A custom callout script can be configured to customize the behavior

Node expels are often caused by instable network infrastructure or invalid firewall configurations !

Use mmnetverify to test network connectivity

mmnetverify can test any-to-any node connectivity

- Supports many different operations (connectivity, port, protocol, data, etc.)
- -v = additional verbose output

#> mmnetverify connectivity

md-12 checking communication with node md-13.

Operation resolution: Success.

Operation ping: Success.

Operation shell: Success.

Operation copy: Success.

....

#> mmnetverify port -N all

md-12 checking communication with node md-13.

Operation daemon-port: Success.

Operation sdrserv-port: Success.

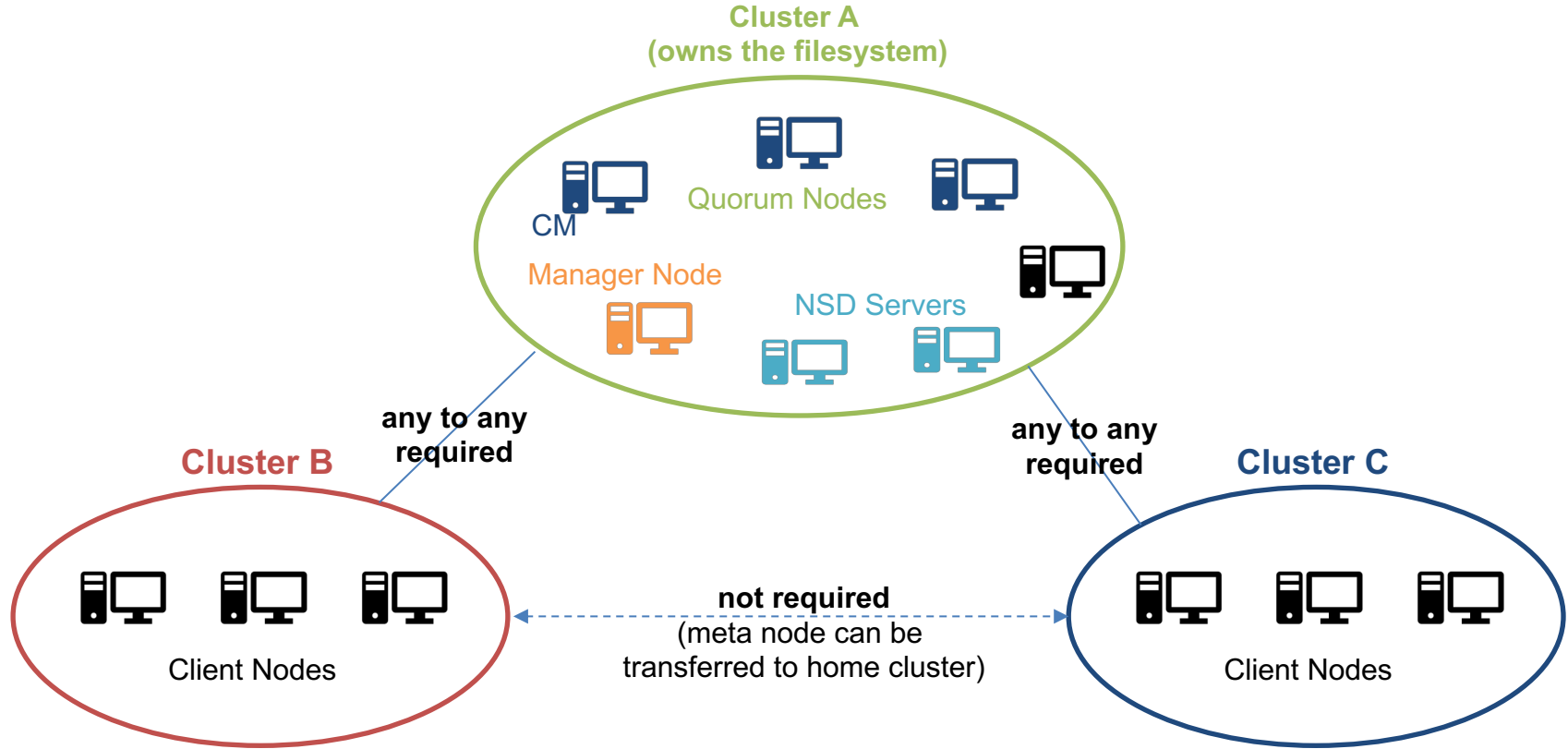
Operation tscCmd-port: Success.

md-13 checking communication with node md-12

....

*tscCmd-port: picks one port out of the tscCmdPortRange (used by admin cmds)

Spectrum Scale Network Communication - Multiclust



mmnetverify multi-cluster check

- mmnetverify can test remote-cluster connectivity
 - `--cluster <remote cluster name> <contact_node>,...`

```
#> mmnetverify remote-cluster -v
```

```
md-11 checking cluster communications.
```

```
Checking that remote cluster nodes are reachable.
```

```
Obtaining remote cluster configuration.
```

```
Checking connectivity with node-22.novalocal of cluster gpfs-cluster-2.novalocal.
```

```
Pinging node-22.novalocal of cluster gpfs-cluster-2.novalocal (10.0.100.28).
```

```
Ping time for node-22.novalocal of cluster gpfs-cluster-2.novalocal (10.0.100.28): 0.000853 seconds.
```

```
Node node-22.novalocal of cluster gpfs-cluster-2.novalocal is not active.
```

```
Checking connectivity with node-21.novalocal of cluster gpfs-cluster-2.novalocal.
```

```
Pinging node-21.novalocal of cluster gpfs-cluster-2.novalocal (10.0.100.27).
```

```
Ping time for node-21.novalocal of cluster gpfs-cluster-2.novalocal (10.0.100.27): 0.000363 seconds.
```

```
Node node-21.novalocal of cluster gpfs-cluster-2.novalocal is not active.
```

```
Operation remote-cluster: Success.
```

- If ssh is not allowed to remote cluster contact nodes, start mmnetverify daemon
 - `mmnetverify --remote-cluster-daemon [--remote-cluster-port portNumber]`

CLUSTER HEALTH STATE

Cluster Health State

Problem: Where to start with checking the cluster health ?

Need a single entry point to show the health state of the entire cluster and the ability to drill down into the details.

Recommended approach:

1) Run „*mmhealth cluster show*“ to get a consolidated cluster state view

```
#> mmhealth cluster show
```

Component	Total	Failed	Degraded	Healthy	Other
FILESYSTEM	2	0	1	1	0
CESIP	1	0	1	0	0
FILEAUDITLOG	4	3	0	0	1

Cluster Health State

2) Drill down into cluster level details using “*mmhealth cluster show <component>*”

- <component> can also be „node“ to see the status of each node
- Add -v option to see sub-components of the node

```
#> mmhealth cluster show node -v
```

Component	Node	Status	Reasons

NODE	md-11.novalocal	TIPS	auditc_service_failed, unmounted_fs_check, gpfs_maxstatcache_low
PERFMON		HEALTHY	-
GUI		HEALTHY	-
GPFS		TIPS	gpfs_maxstatcache_low
FILEAUDITLOG		FAILED	auditc_service_failed
FILESYSTEM		DEGRADED	unmounted_fs_check
NETWORK		HEALTHY	-
NODE	md-12.novalocal	HEALTHY	-
GPFS		HEALTHY	-
PERFMON		HEALTHY	-
...			

* Permanently hide Tips using „*mmhealth event hide <eventname>*”

Cluster Health State

3) Check details on node level running „*mmhealth node show -v*“ on the node

- Use `-N <nodename>` to run command on a particular node
- Add `-v` option to see sub-components and entities

```
#> # mmhealth node show
```

```
Node name: md-12.novalocal
```

```
Node status: TIPS
```

```
Status Change: 1 min. ago
```

Component	Status	Status Change	Reasons
GPFS	TIPS	1 min. ago	gpfs_maxstatcache_low, gpfs_pagepool_small
NETWORK	HEALTHY	1 min. ago	-
FILESYSTEM	DEGRADED	1 min. ago	unmounted_fs_check(gpfs0)
CES	TIPS	1 min. ago	ip_not_hostable
CESIP	DEGRADED	1 min. ago	ces_ips_unassigned
FILEAUDIT	FAILED	1 min. ago	auditc_service_failed(gpfs0)
PERFMON	HEALTHY	1 min. ago	-

Cluster Health State

3) Check details of failed component by running „*mmhealth node show <component>*“

- Use `-N <nodename>` to run command on a particular node
- Add `-v` option to see sub-components and entities

```
#> mmhealth node show gpfs
```

```
Node name: md-12.novalocal
```

Component	Status	Status Change	Reasons
GPFS	TIPS	27 min. ago	gpfs_maxstatcache_low, gpfs_pagepool_small

Event	Parameter	Severity	Active Since	Event Message
gpfs_maxstatcache_low	GPFS	TIP	27 min. ago	The GPFS maxStatCache is lower than the maxFilesToCache setting.
gpfs_pagepool_small	GPFS	TIP	27 min. ago	The GPFS pagepool is smaller than or equal to 1G.

Cluster Health State inconsistencies

Problem:

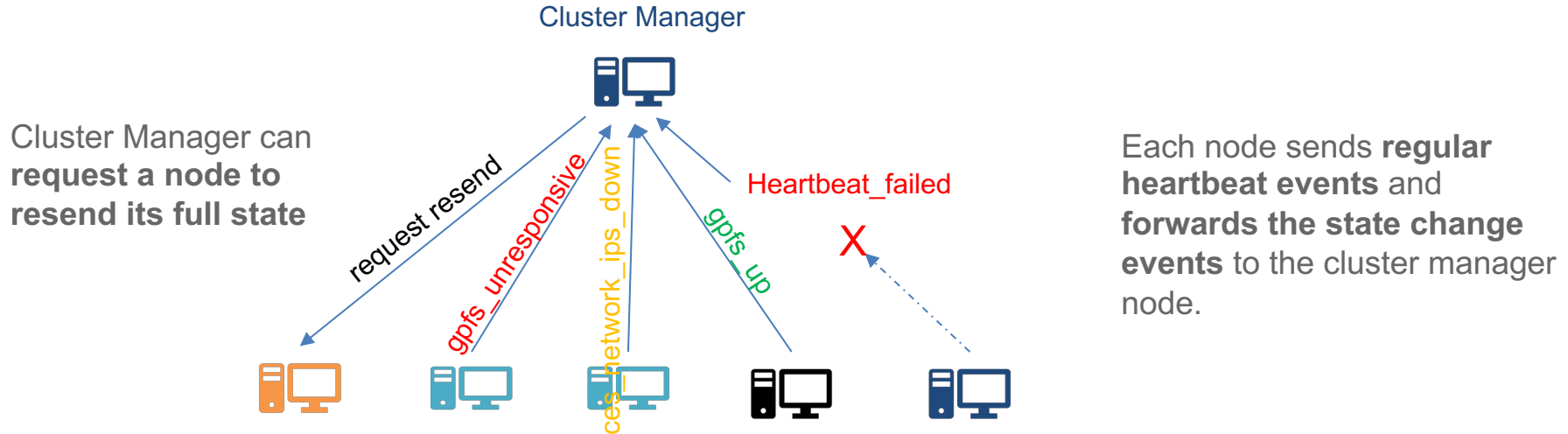
Sometimes the cluster state shows different results than the node state.

E.g. SMB state **FAILED** on cluster level but already **HEALTHY** on node level.

To answer this we need to explain how the cluster state consolidation works.

Cluster Health State

A **consolidated cluster state view** is build on the cluster manager



Health monitoring runs on any GPFS node (Linux, AIX), monitors Spectrum Scale components and checks for common failure conditions (e.g. local fs full)

Cluster Health State

Summary:

- Event forwarding to cluster state manager can be delayed or interrupted when network issues happen, but should cleanup itself and is “**eventually consistent**”
- If in doubt, local node state (mmhealth node show) is always right
- When the cluster state manager detects a inconsistency or when a cluster manager failover happens, it will **request the nodes to resend the full state**.
- In case of permanent network issues or node outage, **heartbeat_missing event** will indicate that the node is not sending any event for the last 30min.
- A manual resync can be triggered:

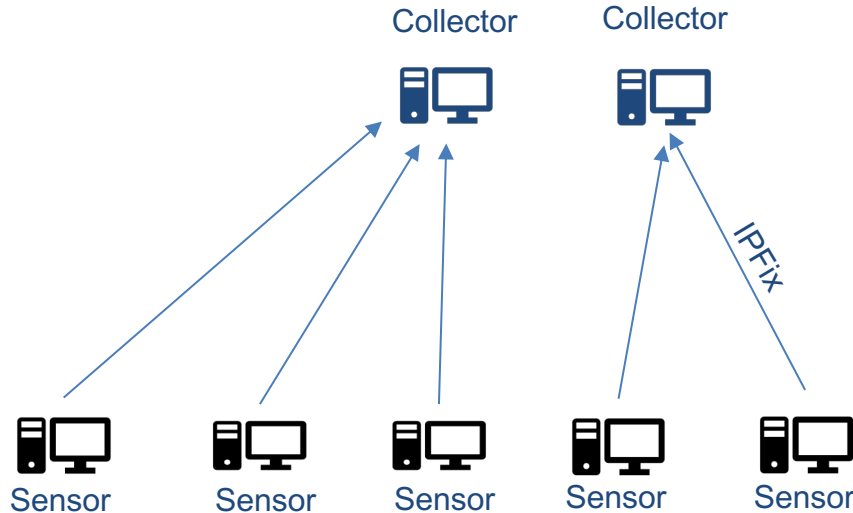
```
#> mmhealth node show --resync
```

Resend events to cluster state manager

PERFORMANCE MONITORING

Performance and Usage Monitoring

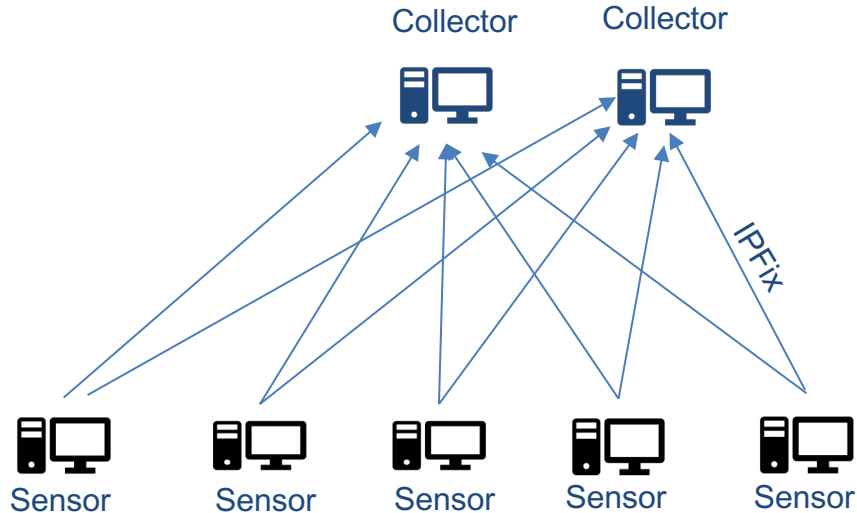
Collectors keep a in-memory time series database with performance data of the individual nodes



Sensors gather the performance metrics from Spectrum Scale components, Linux, etc. and send it through the IPFIX protocol to collectors

Performance and Usage Monitoring

Collectors keep a in-memory time series database with performance data of the individual nodes

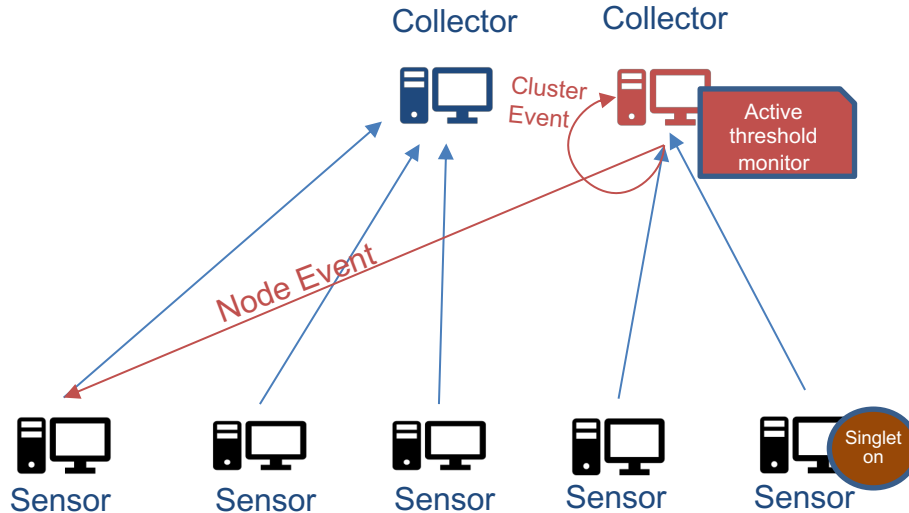


Setting „**Collector Redundancy**“ to 2 will ensure that the performance data is mirrored to two collectors

Sensors gather the performance metrics from Spectrum Scale components, Linux, etc. and send it through the IPFIX protocol to collectors

Performance and Usage Thresholds

Custom thresholds can be set on any performance and usage metric using mmhealth cmd or GUI.



An „active thresholds collector“ is chosen out of the collector nodes.
„*mmhealth cluster show threshold -v*“ will show which node it is.

Node specific threshold events are forwarded to the corresponding node and shown there in mmhealth. Cluster wide threshold events will be shown on the active threshold monitor node.

PROTOCOL SERVICEABILITY

CES Clusters with multiple subnets / VLANs

CES supports hosting of multiple subnets or VLANs.
Inhomogeneous network connectivity can mask problems

Example:

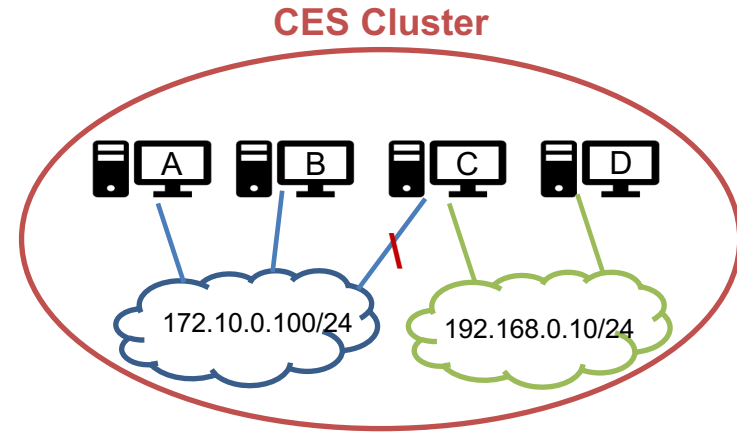
Node A,B,C can host 172.10.x.x ip range

Node C,D can host 192.168.x.x ip range

Without CES groups defined :

- CES will try to assign any IP to any node (fails if node has no connectivity)
- CES can not know if a node is supposed to have connectivity or not
 - e.g. Failure of one network link on node C might remain undiscovered

Recommendation: Always define CES Network groups if multiple subnets/VLANs are used.



CES Clusters with multiple subnets / VLANs

Health monitoring will detect if a particular CES IP cannot be hosted anywhere in the cluster.
mmces address list --full-list will report nodes which cannot host a particular CES IP

```
#> mmhealth cluster show cesip
```

Component	Node	Status	Reasons
CESIP	md-12.novalocal	DEGRADED	ces_ips_unassigned

```
#> mmces address list --full-list
```

cesAddress	cesNode	attributes	cesGroup	preferredNode	unhostableNodes
172.0.0.12	unassigned	none	none	none	md-12.novalocal,md-13.novalocal,md-14.novalocal
192.168.0.150	md-14.novalocal	none	none	none	none
192.168.0.151	md-13.novalocal	none	none	none	none
192.168.0.152	md-14.novalocal	none	none	none	none
192.168.0.153	md-14.novalocal	none	none	none	md-12.novalocal

NFS Ganesha conflicts with kNFS lockd

Problems:

- Doing a local nfsv3 mount on a CES node will start the kNFS lockd. This will prevent Ganesha lock manager to work properly.
- A running kNFS server conflicts with Ganesha NFS (mountd)

mmhealth will detect those conditions by looking at rpcinfo port registration:

```
#> mmhealth node show nfs -v
```

Component	Status	Status Change	Reasons
NFS	DEGRADED	2019-03-12 16:19:09	rpc_nlockmgr_inv_user, rpc_mountd_inv_user

Maintenance of CES filesystems (ces suspend/resume)

Problem: Filesystems used by CES could not be easily unmounted to do maintenance (e.g. fsck)

CES suspend function has been extended:

- 1) to optionally stop all running CES services (closing file handles on the fs)
- 2) CES services will not be started after a reboot if node is suspended

```
#> mmces node suspend --stop
```

```
NFS: service succesfully stopped.
```

```
SMB: service succesfully stopped.
```

```
CTDB: service succesfully stopped.
```

```
Node md-12 now in suspended state.
```

-> Now do your maintenance operation (e.g. mmfsck, reboot,..)

```
#> mmces node resume --start
```

```
CTDB: service succesfully started.
```

```
SMB: service succesfully started.
```

```
NFS: service succesfully started.
```

```
Node md-12 no longer in suspended state.
```

CES IP Failover

Problem: Sometimes hard to understand the reason for a CES IP failover.

Improvement: Improved failure notification for CES IP failover events.

```
#> mmhealth node eventlog | grep move_cesips
```

```
2019-03-12 15:15:35.438213 CET move_cesips_info INFO A move request for ip addresses was executed. Reason: ...
```

Possible reasons are:

Move_address_due_to_balanced_load_policy, node_affinity_policy, even_coverage_policy.

enableIP_ip_not_assigned

enableIP_try_to_enable

disableIP_link_down

disableIP_interface_not_active

Remove_all_IPs_from_starting_node

Remove_all_IPs_from_dead_node

mmces node suspend / resume

Release_address_due_to_network_shutdown_detected_by_mmhealth.

Release_address_due_to_network_shutdown_detected_by_ces.

QUESTIONS ?

THANK YOU

Disclaimer

IBM's statements regarding its plans, directions, and intent are subject to change or withdrawal without notice at IBM's sole discretion.

Information regarding potential future products is intended to outline our general product direction and it should not be relied on in making a purchasing decision.

The information mentioned regarding potential future products is not a commitment, promise, or legal obligation to deliver any material, code or functionality. Information about potential future products may not be incorporated into any contract. The development, release, and timing of any future features or functionality described for our products remains at our sole discretion.